

# PROCOMP01

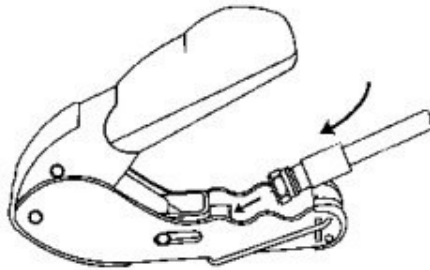
## Compression Tool for F Connectors

PROception

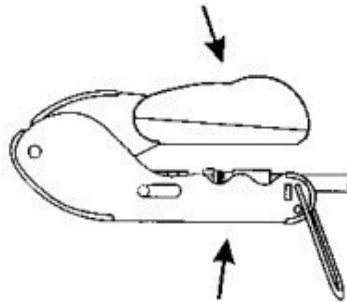
1. Strip the cable as normal and insert into the F connector. Ensure that none of the copper braid shield comes into contact with the inner conductor. The inner conductor should sit flush with the top of F plug.



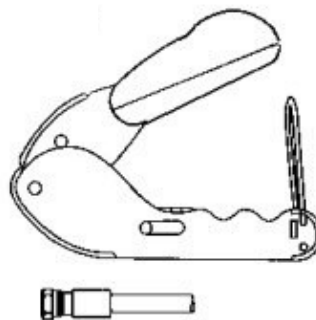
2. Place the cable with the connector in the compression sleeve.



3. Squeeze the handles to compress the connector and cable together.



4. Release the handles and remove the connector. The cable and connector should now be joined.



### Other tools in the range:

Part Code	Description
PROSTRIP01	Rotary Cable Stripper
PROSTRIP03	Twistable Cable Stripper
PROCON22	F Male Compression Connector for Coax Cable
PROCON23	F Male Compression Connector for Twin Cable